



Broadband Frequency Doubler, 10 - 4800 MHz Output

V 4.00

FM-107/FM-108/FMS-109

Features

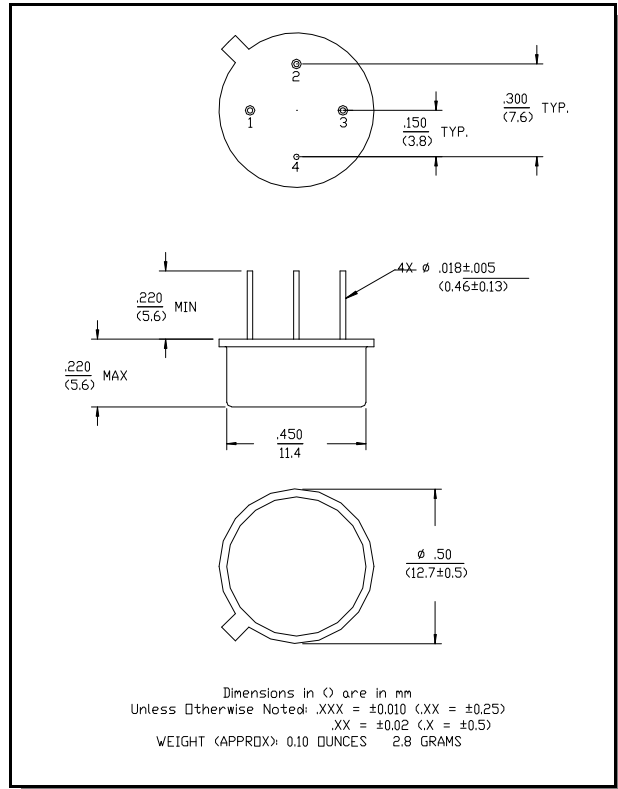
- Operates Over Full AMPS/PCN PCS/PHS Bands
- Low Conversion Loss
- Two Hermetic Package Options
- Typical Midband VSWR 1.5:1
- High Fundamental and Third Order Suppression

Description

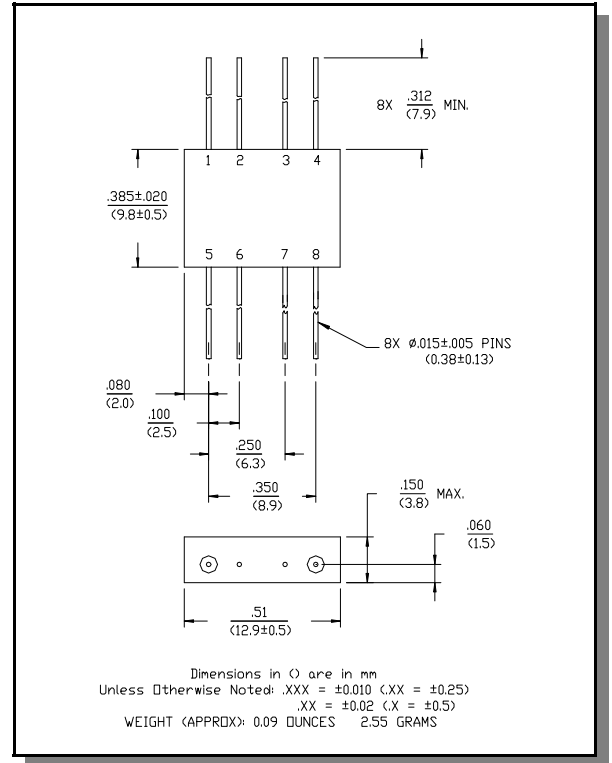
M/A-COM's FM-107, FM-108 and FMS-109 are broadband RF frequency doublers. These devices are available in three hermetic packages and offer excellent frequency multiplication performance, flat conversion loss and high spurious signal rejection.

The FM-107, FM-108 and FMS-109 offer affordable solutions to system applications where frequency multiplication is required.

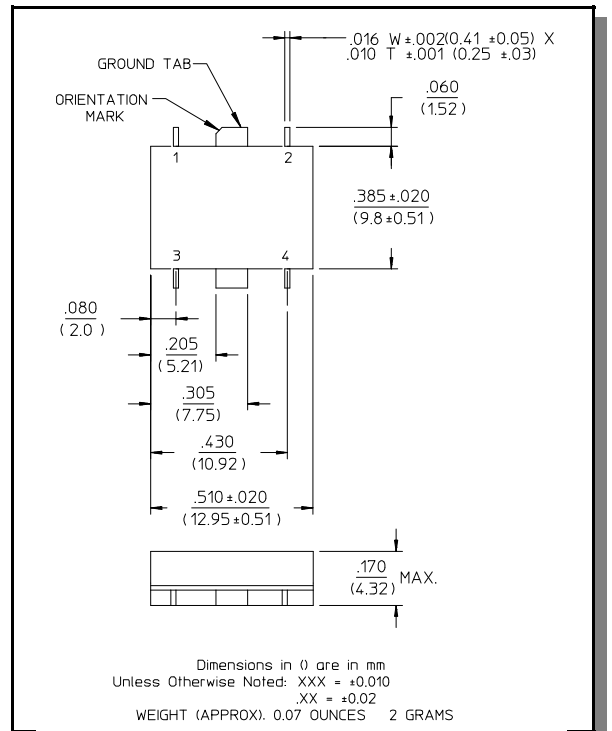
TO-8-1 (FM-108)



FP-2 (FM-107)



SF-1 (FMS-109)



**Electrical Specifications: $T_A = 25^\circ\text{C}$, Input Frequency: 5-2400 MHz,
Output Frequency: 10-4800 MHz, Input Power: +10 dBm**

Parameter	Test Conditions	Frequency	Units	Min.	Typ.	Max.
Conversion Loss	Input: +10 dBm		dB	—	11	13
F1 Suppression	Input: +10 dBm	5-750 MHz	dB	30	40	—
		750-1000 MHz	dB	25	30	—
		1000-2400 MHz	dB	20	25	—
F3 Suppression	Input: +10 dBm	15-1500 MHz	dB	35	40	—
		1500-3000 MHz	dB	25	35	—
		3000-7200 MHz	dB	20	25	—
VSWR	Input: +10 dBm		Ratio	—	1.5:1	2.0:1
Loss as Quadrupler	Input: +10 dBm		dB	—	27	—

Pin Configuration (FM-107)

Pin No.	Function	Pin No.	Function
1	GND	5	GND
2	GND	6	GND
3	GND	7	GND
4	RF IN	8	RF OUT

Pin Configuration (FMS-109)

Pin No.	Function	Pin No.	Function
1	GND	3	GND
2	RF OUT	4	RF IN

Pin Configuration (FM-108)

Pin No.	Function	Pin No.	Function
1	RF IN	3	RF OUT
2	N/C	4	GND

Absolute Maximum Ratings ¹

Parameter	Absolute Maximum
Max Input Power ²	
Total Power	300 mW Max. Derated to 85°C @ 3.2 mW/°C

1. Operation of this device above any one of these parameters may cause permanent damage.
2. Ambient Temperature (T_A) = +25°C

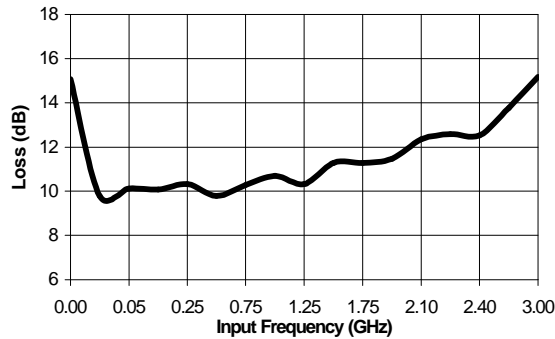
M/A-COM Inc. and its affiliates reserve the right to make changes to the product(s) or information contained herein without notice. M/A-COM makes no warranty, representation or guarantee regarding the suitability of its products for any particular purpose, nor does M/A-COM assume any liability whatsoever arising out of the use or application of any product(s) or information.

Visit www.macom.com for additional data sheets and product information.

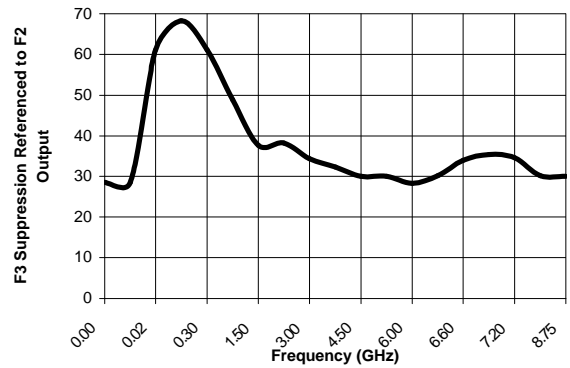
- North America: Tel. (800) 366-2266
- Asia/Pacific: Tel.+81-44-844-8296, Fax +81-44-844-8298
- Europe: Tel. +44 (1344) 869 595, Fax+44 (1344) 300 020

Typical Performance Curves

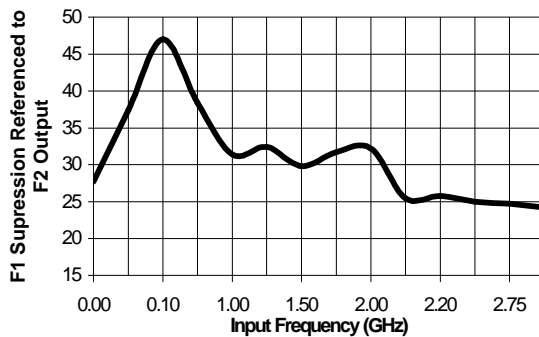
Conversion Loss vs. Input Freq.



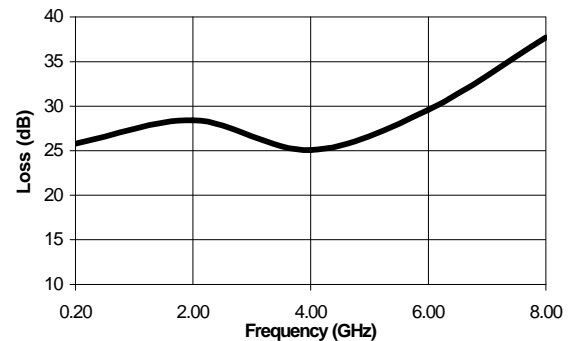
Spurious Response: F3 Suppression



Spurious Response: F1 Suppression



Loss as a Quadrupler



Ordering Information

Part Number	Package
FM-107	Hermetic Flatpack Package (FP-2)
FM-108	Hermetic Package (TO-8-1)
FMS-109	Hermetic Surface Mount package (SF-1)

M/A-COM Inc. and its affiliates reserve the right to make changes to the product(s) or information contained herein without notice. M/A-COM makes no warranty, representation or guarantee regarding the suitability of its products for any particular purpose, nor does M/A-COM assume any liability whatsoever arising out of the use or application of any product(s) or information.

Visit www.macom.com for additional data sheets and product information.

- North America: Tel. (800) 366-2266
- Asia/Pacific: Tel.+81-44-844-8296, Fax +81-44-844-8298
- Europe: Tel. +44 (1344) 869 595, Fax+44 (1344) 300 020